



**STRONG PARTNERS.  
TOUGH TRUCKS.™**

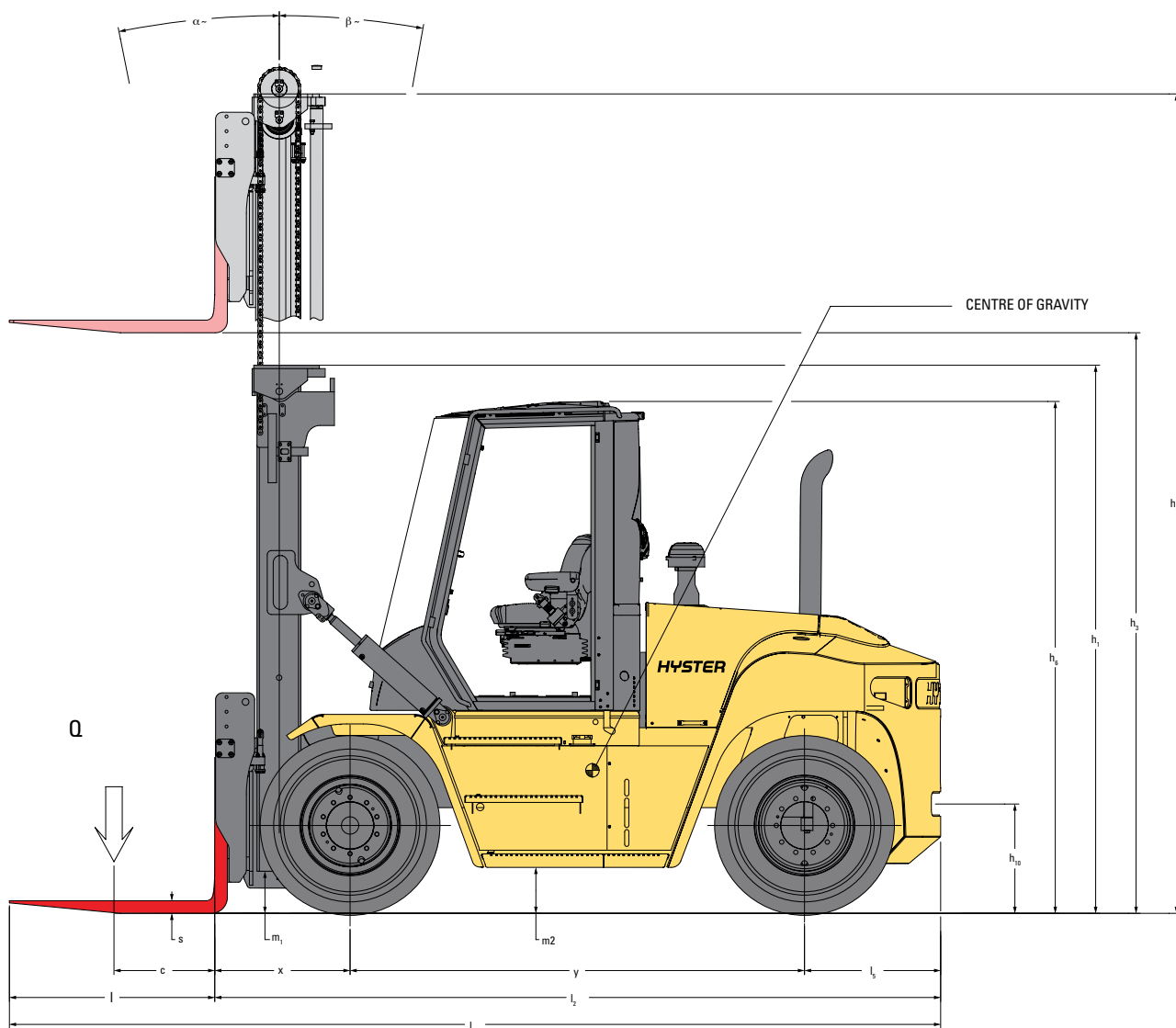


# **H8-12XD6 SERIES TECHNICAL GUIDE**



**WWW.HYSTER.COM**

# > DIMENSIONS



= Centre of gravity of unladen truck

$$A_{ST} = W_a \cdot x + l_6 + a \text{ (if } b_{12}/2 < b_{13}\text{)}$$

$$A_{ST} = W_a + ((l_6+x)^2 + (b_{12}/2 - b_{13})^{0.5} + a \text{ (if } b_{12}/2 > b_{13} \text{ and } W_a > b_{13} \cdot b_{12}/2\text{)}$$

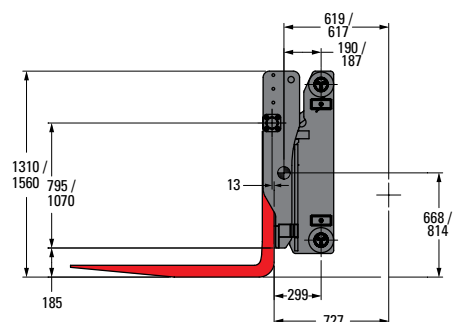
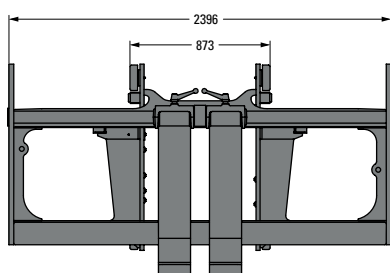
$$A_{ST} = b_{13} + b_{12}/2 \cdot ((l_6+x)^2 + (b_{12}/2 - b_{13})^{0.5} + a \text{ (if } b_{12}/2 > b_{13} \text{ and } W_a < b_{13} \cdot b_{12}/2\text{)}$$

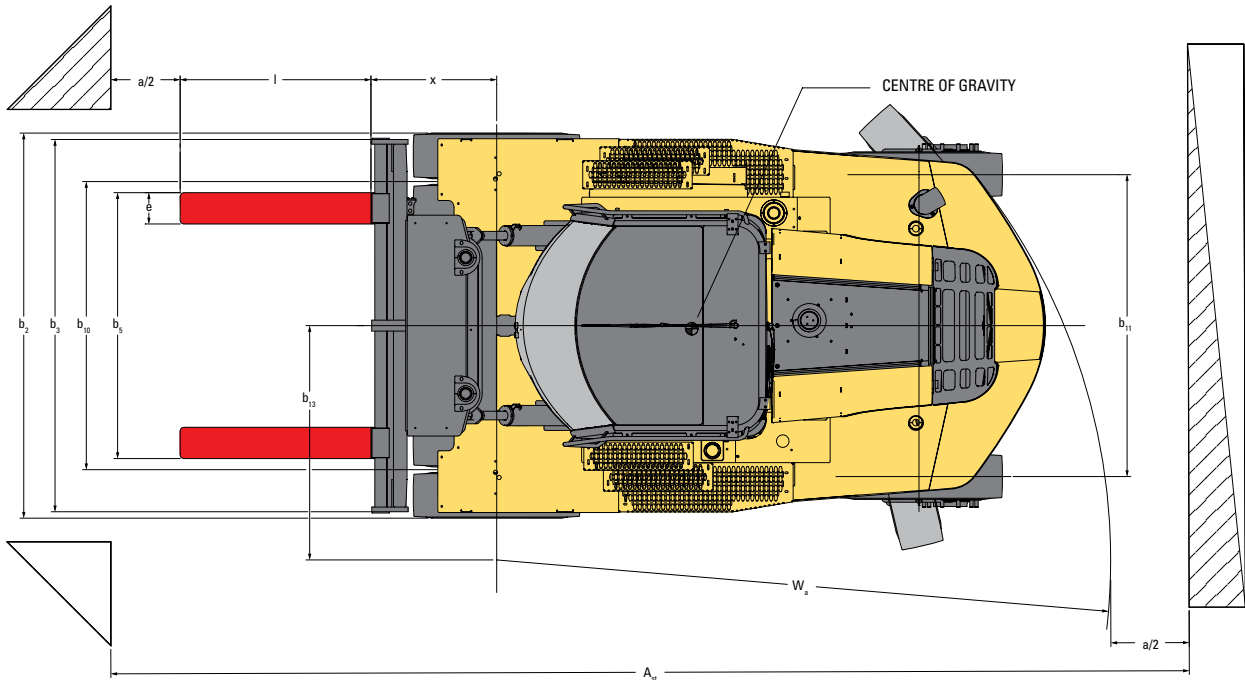
$a$  = Minimum operating clearance = 10% of  $A_{ST}$   
(VDI standard = 200 mm BITA recommendation = 300 mm)

$l_6$  = load length

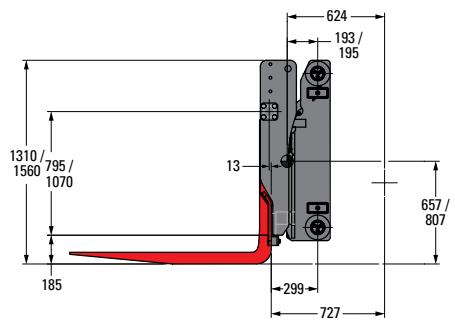
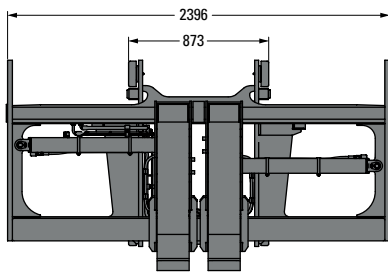
$b_{12}$  = load width

## Standard pin type carriage (H8-9XD / H10-12XD)

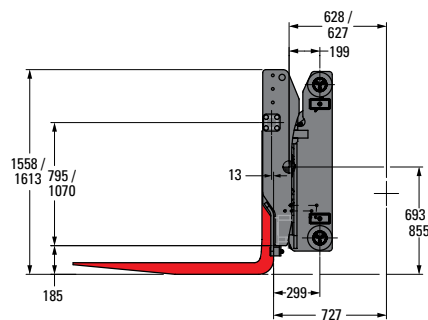
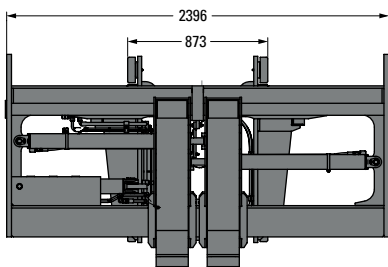




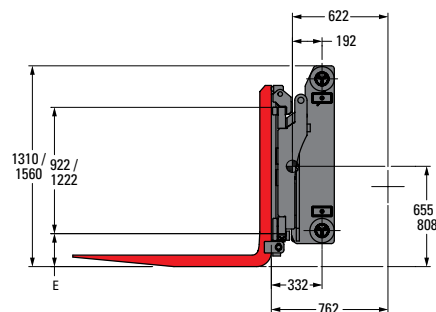
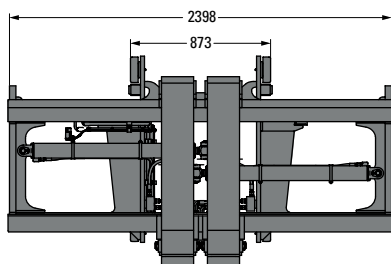
**Pin type carriage with fork positioner (H8-9XD / H10-12XD)**



**Pin type integral sideshift frame carriage with fork positioner (H8-9XD / H10-12XD)**



**Dual function sideshift carriage with fork positioner (H8-9XD / H10-12XD)**





# > H8XD6 / H9XD6 SPECIFICATIONS

			H8XD6		H9XD6	
GENERAL	1-1	Manufacturer			HYSTER	
	1-2	Model designation			H8XD6	
	1-3	Powertrain / drivetrain			Diesel	
	1-4	Operator type			Seated	
	1-5	Rated capacity / rated load	Q	kg	8,500	
	1-6	Load center distance	c	mm	600	
	1-8	Load distance	x	mm	804	
	1-9	Wheelbase	y	mm	2,700	
	WEIGHT	2-1	Service weight (1)			13,090
2-2		Axle loading with load, front / rear		kg	19,876	1,714
2-3		Axle loading without load, front / rear		kg	6,956	6,134
WHEELS	3-1	Tyre type			Pneumatic	
	3-2	Tyre size, front			10.00-20 16PR	
	3-3	Tyre size, rear			10.00-20 16PR	
	3-5	Wheels, number front / rear (x = driven wheels)			x4 / 2	
	3-6	Tread, front	b <sub>10</sub>	mm	1,842	
	3-7	Tread, rear	b <sub>11</sub>	mm	1,930	
DIMENSIONS	4-1	Mast tilt, forward / backward	α/β	deg	15° / 12°	
	4-2	Height, mast lowered	h <sub>1</sub>	mm	3,882	
	4-3	Free lift	h <sub>2</sub>	mm	0	
	4-4	Lift	h <sub>3</sub>	mm	4,925	
	4-5	Height, mast extended	h <sub>4</sub>	mm	6,344	
	4-7	Height of overhead guard (open cab)	h <sub>6</sub>	mm	3,015	
	4-7-1	Height of overhead guard (closed cab)	h <sub>6</sub>	mm	3,042	
	4-7-2	Height of overhead guard (closed cab w/ airco)	h <sub>6</sub>	mm	3,042	
	4-7-3	Height of overhead guard (closed cab w/ strobe light)	h <sub>6</sub>	mm	3,137	
	4-7-4	Height of overhead guard (closed cab w/ work lights)	h <sub>6</sub>	mm	3,191	
	4-7-5	Height of overhead guard (closed cab w/ airco and strobe light)	h <sub>6</sub>	mm	3,167	
	4-8	Seat height to SIP	h <sub>7</sub>	mm	1,835	
	4-12	Coupling height	h <sub>10</sub>	mm	649	
	4-16	Overhang	l <sub>5</sub>	mm	809	
	4-19	Overall length	l <sub>1</sub>	mm	5,533	
	4-20	Length to face of forks	l <sub>2</sub>	mm	4,313	
	4-21	Overall width	b <sub>2</sub>	mm	2,464	
	4-22	Fork dimensions ISO 2331	s/e/l	mm	75 / 200 / 1.220	
	4-23	Fork carriage type			75 mm pin type carriage	
	4-24	Fork carriage width	b <sub>3</sub>	mm	2,396	
	4-25	Distance between fork-arms	b <sub>5</sub>	mm	470	2,320
	4-30	Sideshift	b <sub>8</sub>	mm	0	
	4-31	Ground clearance, laden, below mast	m <sub>1</sub>	mm	250	
	4-32	Ground clearance, centre of wheelbase	m <sub>2</sub>	mm	273	
	4-33	Load dimension b <sub>12</sub> × l <sub>6</sub> crossways		mm	1,200	1,200
	4-34-1-2	Aisle width, with 200 mm operating clearance	Ast	mm	6,130	
	4-34-1-3	Aisle width, with 10% operating clearance	Ast	mm	6,523	
4-35	Outside turning radius	W <sub>a</sub>	mm	3,926		
4-36	Internal turning radius	b <sub>13</sub>	mm	1,498		
PERFORMANCE	5-1	Travel speed, with / without load (2)		km/h	29.7	30.9
	5-1-1	Travel speed, with load / without load backwards (2)		km/h	On request	On request
	5-2	Lifting speed, with / without load 90cc		m/s	0.45	0.45
	5-2-1	Lifting speed, with / without load 111cc		m/s	0.63	0.67
	5-3	Lowering speed with / without load		m/s	0.50	0.48
	5-5	Drawbar pull - 1.6 km/h   1 mph, with / without load		kN	101	102
	5-5-1	Drawbar pull - stall, with / without load		kN	112	114
	5-7	Gradeability - 1.6 km/h   1 mph, with / without load		%	51	33
5-7-1	Gradeability - stall, with / without load		%	51	33	

- (1) Based on Stage IV engine and sideshift frame carriage  
(2) Travel speed unladen limited at 25 km/h as factory default

# H10XDS6 / H10XD6 / H12XD6 SPECIFICATIONS



			H10XDS6		H10XD6		H12XD6	
GENERAL	1-1	Manufacturer			HYSTER		HYSTER	
	1-2	Model designation			H10XDS6		H10XD6	
	1-3	Powertrain / drivetrain			Diesel		Diesel	
	1-4	Operator type			Seated		Seated	
	1-5	Rated capacity / rated load	Q	kg	10,500		10,500	
	1-6	Load center distance	c <sub>1</sub>	mm	600		600	
	1-8	Load distance	x	mm	804		804	
	1-9	Wheelbase	y	mm	2,700		2,900	
	WEIGHT	2-1	Service weight (1)		kg	14,771		14,384
2-2		Axle loading with load, front / rear		kg	23,224	2,047	22,989	1,894
2-3		Axle loading without load, front / rear		kg	7,264	7,507	7,406	6,978
WHEELS	3-1	Tyre type			Pneumatic		Pneumatic	
	3-2	Tyre size, front			10.00-20 16PR		10.00-20 16PR	
	3-3	Tyre size, rear			10.00-20 16PR		10.00-20 16PR	
	3-5	Wheels, number front / rear (x = driven wheels)			x4 / 2		x4 / 2	
	3-6	Tread, front	b <sub>10</sub>	mm	1,842		1,842	
	3-7	Tread, rear	b <sub>11</sub>	mm	1,930		1,930	
DIMENSIONS	4-1	Mast tilt, forward / backward	α/β	deg	15° / 12°		15° / 12°	
	4-2	Height, mast lowered	h <sub>1</sub>	mm	4,132		4,132	
	4-3	Free lift	h <sub>2</sub>	mm	0		0	
	4-4	Lift	h <sub>3</sub>	mm	4,925		4,925	
	4-5	Height, mast extended	h <sub>4</sub>	mm	6,594		6,594	
	4-7	Height of overhead guard (open cab)	h <sub>6</sub>	mm	3,015		3,015	
	4-7-1	Height of overhead guard (closed cab)	h <sub>6</sub>	mm	3,042		3,042	
	4-7-2	Height of overhead guard (closed cab w/ airco)	h <sub>6</sub>	mm	3,042		3,042	
	4-7-3	Height of overhead guard (closed cab w/ strobe light)	h <sub>6</sub>	mm	3,137		3,137	
	4-7-4	Height of overhead guard (closed cab w/ work lights)	h <sub>6</sub>	mm	3,191		3,191	
	4-7-5	Height of overhead guard (closed cab w/ airco and strobe light)	h <sub>6</sub>	mm	3,167		3,167	
	4-8	Seat height to SIP	h <sub>7</sub>	mm	1,835		1,835	
	4-12	Coupling height	h <sub>10</sub>	mm	649		649	
	4-16	Overhang	l <sub>5</sub>	mm	809		809	
	4-19	Overall length	l <sub>1</sub>	mm	5,533		5,733	
	4-20	Length to face of forks	l <sub>2</sub>	mm	4,313		4,513	
	4-21	Overall width	b <sub>2</sub>	mm	2,464		2,464	
	4-22	Fork dimensions ISO 2331	s/e/l	mm	75 / 200 / 1,220		75 / 200 / 1,220	
	4-23	Fork carriage type			75 mm pin type carriage		75 mm pin type carriage	
	4-24	Fork carriage width	b <sub>3</sub>	mm	2,396		2,396	
	4-25	Distance between fork-arms	b <sub>5</sub>	mm	470	2,320	470	2,320
	4-30	Sideshift	b <sub>8</sub>	mm	0		0	
	4-31	Ground clearance, laden, below mast	m <sub>1</sub>	mm	250		250	
	4-32	Ground clearance, centre of wheelbase	m <sub>2</sub>	mm	273		273	
	4-33	Load dimension b <sub>12</sub> × l <sub>6</sub> crossways		mm	1,200	1,200	1,200	1,200
	4-34-1-2	Aisle width, with 200 mm operating clearance	Ast	mm	6,130		6,315	
	4-34-1-3	Aisle width, with 10% operating clearance	Ast	mm	6,523		6,727	
	4-35	Outside turning radius	W <sub>a</sub>	mm	3,926		4,111	
	4-36	Internal turning radius	b <sub>13</sub>	mm	1,498		1,545	
	PERFORMANCE	5-1	Travel speed, with / without load (2)		km/h	29.7	30.9	29.7
5-1-1		Travel speed, with load / without load backwards (2)		km/h	On request	On request	On request	On request
5-2		Lifting speed, with / without load 90cc		m/s	0.40	0.40	0.40	0.40
5-2-1		Lifting speed, with / without load 111cc		m/s	0.50	0.54	0.50	0.54
5-3		Lowering speed with / without load		m/s	0.50	0.48	0.50	0.48
5-5		Drawbar pull - 1.6 km/h   1 mph, with / without load		kN	100	102	100	102
5-5-1		Drawbar pull - stall, with / without load		kN	112	114	112	114
5-7		Gradeability - 1.6 km/h   1 mph, with / without load		%	44	31	45	33
5-7-1	Gradeability - stall, with / without load		%	51	31	52	33	

- (1) Based on Stage IV engine and sideshift frame carriage
- (2) Travel speed unladen limited at 25 km/h as factory default

# > MAST AND CAPACITY INFORMATION

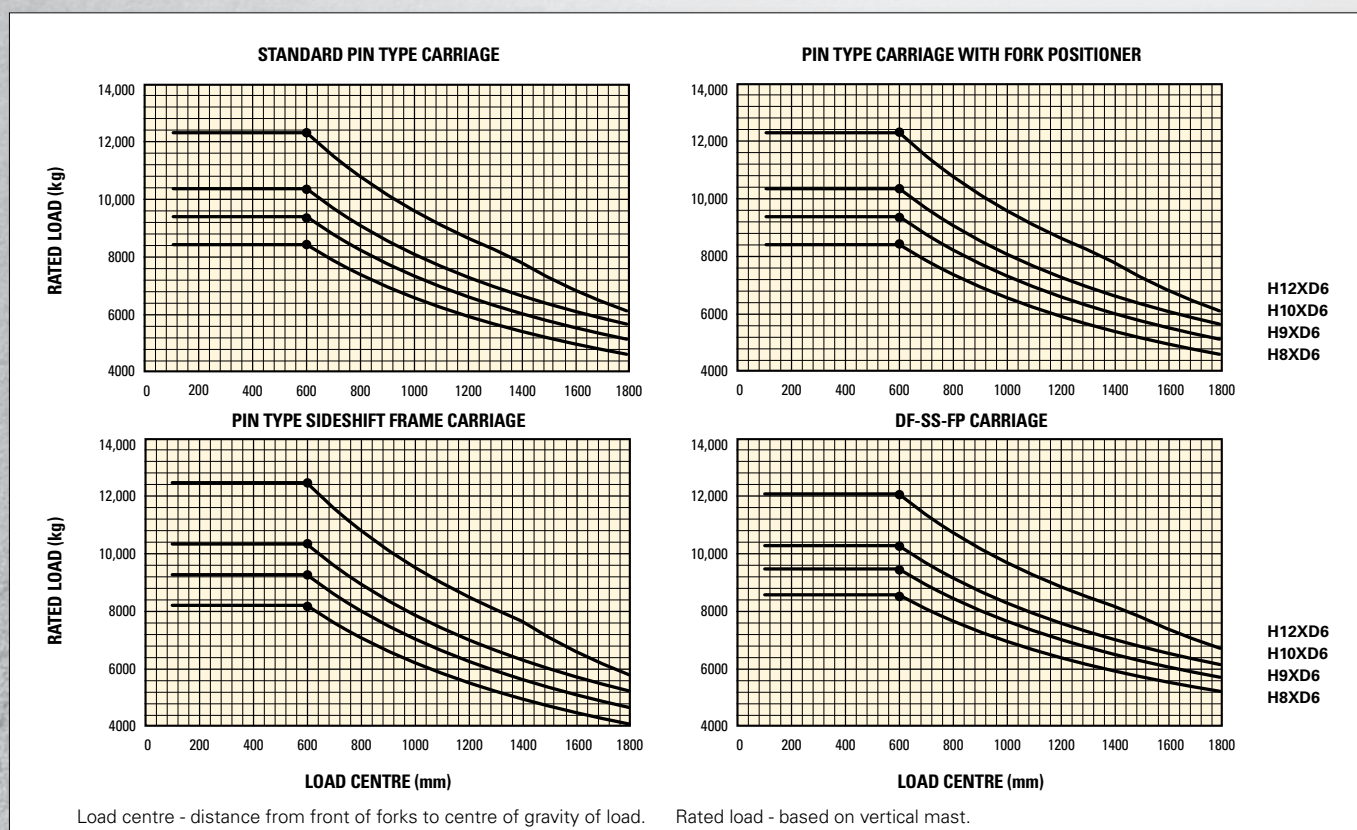
## H8XD6 - H9XD6 RATED CAPACITY KG @ 600 MM LOAD CENTRE

	Lift height $h_3 + s$ (mm)	Lowered height $h_1$ (mm)	Free lift height $h_2 + s$ (m)	Extended height $h_4$ (mm)	Standard Pin Type carriage (kg)		Side Shift Pin Type carriage (kg)		QD DFSSFP Carriage (kg)	
					H8XD6	H9XD6	H8XD6	H9XD6	H8XD6	H9XD6
2 STAGE INFL	3250	3006.5	0	4594	8,500	9,500	8,400	9,400	8,200	9,200
	3500	3131.5	0	4844	8,500	9,500	8,400	9,400	8,200	9,200
	3750	3256.5	0	5094	8,500	9,500	8,400	9,400	8,200	9,200
	4000	3381.5	0	5344	8,500	9,500	8,400	9,400	8,200	9,200
	4500	3631.5	0	5844	8,500	9,500	8,400	9,400	8,200	9,200
	4750	3756.5	0	6094	8,500	9,500	8,400	9,400	8,200	9,200
	5000	3881.5	0	6344	8,500	9,500	8,400	9,400	8,200	9,200
	5500	3881.5	0	6844	8,320	9,320	8,220	9,200	8,080	9,040

## H10XDS6 - H12XD6 RATED CAPACITY KG @ 600 MM LOAD CENTRE

	Lift height $h_3 + s$ (mm)	Lowered height $h_1$ (mm)	Free lift height $h_2 + s$ (m)	Extended height $h_4$ (mm)	Standard pin type carriage (kg)			Side shift pin type carriage (kg)			QD DFSSFP carriage (kg)		
					H10XDS6	H10XD6	H12XD6	H10XDS6	H10XD6	H12XD6	H10XDS6	H10XD6	H12XD6
2 STAGE INFL	2750	3006.5	0	4344	10,500	10,500	12,500	10,400	10,400	12,400	10,100	10,100	12,100
	3000	3131.5	0	4594	10,500	10,500	12,500	10,400	10,400	12,400	10,100	10,100	12,100
	3250	3256.5	0	4844	10,500	10,500	12,500	10,400	10,400	12,400	10,100	10,100	12,100
	3500	3381.5	0	5094	10,500	10,500	12,500	10,400	10,400	12,400	10,100	10,100	12,100
	3750	3506.5	0	5344	10,500	10,500	12,500	10,400	10,400	12,400	10,100	10,100	12,100
	4000	3631.5	0	5594	10,500	10,500	12,500	10,400	10,400	12,400	10,100	10,100	12,100
	4500	3881.5	0	6094	10,500	10,500	12,500	10,400	10,400	12,400	10,100	10,100	12,100
	4750	4006.5	0	6344	10,500	10,500	12,500	10,400	10,400	12,400	10,100	10,100	12,100
	5000	4131.5	0	6594	10,500	10,500	12,500	10,400	10,400	12,400	10,100	10,100	12,100
	5500	4131.5	0	7094	10,340	10,320	12,320	10,220	10,200	12,200	Capacity will vary based on side shift and back-tilt		
	6000	4631.5	0	7594	10,140	10,120	12,100	10,020	10,000	11,980			
	6250	4756.5	0	7844	10,040	10,020	12,000	9,920	9,900	11,880			
	6500	4881.5	0	8094	9,920	9,900	11,880	9,820	9,800	11,760			
	7000	5131.5	0	8594	9,700	9,680	11,640	9,600	9,560	11,520			

# > RATED CAPACITIES





GENERAL	1-1	Manufacturer			HYSTER
	1-2	Model designation			H8-12XD6
	1-3	Powertrain / drivetrain			Diesel

ENGINE	7-1	Engine manufacturer / model			Cummins / QSB 4.5
	7-1a	EPA / CE compliance			Stage IV
	7-2	Engine power output according to ISO 1585		kW	119
	7-2-1	Engine power output - Peak		kW	122
	7-3	Rated speed		min <sup>-1</sup>	2,300
	7-3-1	Engine torque @rpm (1/min)		Nm/min <sup>-1</sup>	624 @ 1,500
	7-4	Number of cylinders / displacement		# / cm <sup>3</sup>	4 / 4,500
	7-8	Alternator output		Amps	120
	7-9	Electrical system voltage		V	24
	7-10	Battery voltage, rated capacity		V / Ah	24 / 102

DRIVE	8-1	Drive control / Transmission		Type / #	Hydrodynamic transmission
	8-2	Transmission manufacturer / type		Type / #	ZF / WG161
	8-4	Transmission speeds forward / backward		#	3 / 3
	8-5	Coupling		Type	Torque Converter
	8-6	Wheel drive / drive axle manufacturer / type		Type / #	Kessler D61
	8-11	Service brake		Type	Oil immersed (wet) disc
	8-12	Parking brake		Type	Spring applied, dry disc on drive axle

MISC	10-1	Operating pressure for attachments		bar	22.5
	10-2	Oil volume for attachments		l/m	100
	10-3	Hydraulic tank capacity		l	135
	10-4	Fuel tank capacity		l	104 (H8-9XD) / 137 (H10-12XD)
	10-4-1	DEF/AdBlue Tank capacity		l	19
	10-5	Steering design			Hydraulic power steering
	10-6	Number of steering rotation			4.5
	10-7	Sound pressure level at driver's seat (3)	Lpaz	dB(A)	72.3
	10-7-1	Sound power level during the working cycle (3)	Lwaz	dB	106.5
10-8	Towing coupling, model / type			Yes / Pin	

### NOTES:

Specifications are affected by the condition of the vehicle and how it is equipped, as well as the nature and condition of the operating area. Inform your dealer of the nature and condition of the intended operating area when purchasing your Hyster® truck.

- (1) Based on Stage IV engine and Sideshift frame carriage
- (2) Travel speed laden/unladen limited at 25 km/h as factory default
- (3) Stage IV engine based on low mount exhaust

All capacities are according to EN1551.

### NOTICE:

Care must be exercised when handling elevated loads. Operators must be trained and must read, understand and follow the instructions contained in the Operating Manual.


All values are nominal values and they are subject to tolerances. For further information, please contact the manufacturer.

Hyster products are subject to change without notice.

Lift trucks illustrated may feature optional equipment. Values may vary with alternative configurations.

*CERTIFICATION: Hyster lift trucks meet the design and construction requirements of B56.1-1969, per OSHA Section 1910.178(a)(2), and also comply with the B56.1 revision in effect at time of manufacture. Certification of compliance with the applicable ANSI standards appears on the lift truck. Performance specifications are for a truck equipped as described under Standard Equipment on this Technical Guide. Performance specifications are affected by the condition of the vehicle and how it is equipped, as well as by the nature, condition of the operating area, proper service and maintenance of the vehicle. If these specifications are critical, the proposed application should be discussed with your dealer.*

*NOTE: Specifications, unless otherwise listed, are for a standard truck without optional equipment.*

 Safety: This truck conforms to the current EU and ANSI requirements.

Specification data is based on VDI 2198.

## > FEATURES AND OPTIONS

PERFORMANCE	STD	OPT
Cummins QSB 4.5L diesel engine rated 119 kW Stage IV / 159.6 hp Tier 4F	X	
Stage IV / Tier 4 compliant	X	
Hibernate Idle	X	
On-demand cooling fan	X	
Performance modes	X	
Powertrain protection system	X	
Heavy duty air intake	X	
Heavy duty air intake (raised)		X
Low mount exhaust (below chassis)	X	
High mount exhaust		X
ZF Transmission WG161 3-speeds forward / 3-speeds reverse auto-shifting	X	
Kessler D61 drive axle with wet disc brakes	X	
DRIVE	STD	OPT
Speed limiter - unconditional and customer adjustable		X
Travel speed limiter - loaded (adjustable)		X
10.00 - 20 16PR Pneumatic Bias Ply drive and steer tyres	X	
10.00 - R20 Radial Michelin XZM drive and steer tyres		X
10.00 - R20 Radial Trelleborg drive and steer tyres		X
10.00 - 20 Pneumatic Shaped Solid drive and steer tyres		X
Spare wheels and tyres		X
LIFT	STD	OPT
90cc Dual pump hydraulic system	X	
111cc Dual pump hydraulic system		X
On-demand load sensing hydraulic system	X	
Automatic throttle-up when lifting (in neutral or inching)	X	
2 stage Non Free Lift mast	X	
2 Stage Full Free Lift mast		X
3 Stage Full Free Lift mast		X
Mast tilt - 5° forward / 6° back		X
Mast tilt - 5° forward / 12° back		X
Mast tilt - 15° Forward / 10° back		X
Mast tilt - 15° forward / 12° back	X	
Mast tilt - 20.5° forward / 7° back		X
Hydraulic accumulator		X
Pressure compensated lowering		X
Hydraulic system temperature protection		X
HANDLING	STD	OPT
Mast tilt indicator - mechanical		X
2400mm (94.3") Pin type standard carriage	X	
2400mm (94.3") Pin type carriage with simultaneous and independent fork positioner		X
2400mm (94.3") Pin type integral sideshift carriage		X
2400mm (94.3") Pin type integral sideshift carriage with simultaneous fork positioner		X
2400mm (94.3") Pin type integral sideshift carriage with simultaneous and independent fork positioner		X
2400mm (94.5") QD Hook type dual function sideshift carriage with simultaneous and independent fork positioner		X
2400mm (94.4") QD Hook type dual function sideshift carriage with simultaneous fork positioner and 2 auxiliary functions		X
2500mm (98") High load backrest (for lumber applications)		X
1760mm (69") High load backrest		X
2010mm (79") High load backrest		X
2500mm (98") High load backrest (for lumber applications)		X

HANDLING (continued)	STD	OPT
1220mm x 75mm x 200mm (48" Long x 3" Thick x 7.9" Wide) Forks	X	
Pin type forks (various sizes)		X
Pin type forks for lumber applications		X
Hook type quick disconnect DFSSFP forks (various sizes)		X
ERGONOMICS	STD	OPT
Open operator compartment (without doors and screens)		
Enclosed operator cabin		X
Powered tilt operator compartment for service		X
Manual tilt operator compartment for service	X	
Isolated cabin mounting for low noise and vibration	X	
Operator presence system	X	
Mechanical suspension seat	X	
Air suspension seat		X
Deluxe air suspension seat		X
Low backrest seat	X	
High backrest seat		X
Additional armrest on left side		X
Cloth seat cover		X
Vinyl seat cover	X	
Seat heating		X
Seat ventilation		X
2-point high visibility seatbelt	X	
3-point high visibility seatbelt		X
Lateral seat sliding mechanism		X
Floor mat	X	
Coat hook	X	
Dimmable interior light		X
Front, top and rear wipers	X	
"H"-pattern front wiper		X
"I"-pattern front wiper	X	
Laminated glass operator compartment front window		X
Top window with armoured glass - FOPS certified (Enclosed operator cabin)	X	
Steel bars under armoured glass top window (Enclosed operator cabin)		X
Tinted operator compartment windows (all)		X
Tinted operator compartment top window		X
Lexan top window		X
Plexiglass shield in front of front window		X
Wire mesh installed on top of operator compartment		X
Vertical steel bar front window guard		X
Operator shield wire mesh		X
7" Integrated Performance Display	X	
Touchpoint™ mini levers hydraulic control integrated in Control Arm	X	
Joystick hydraulic control integrated in Control Arm		X
Steering wheel with spinner knob	X	
Directional control lever		X
Hyster Monotrol pedal directional control		X
Directional Control On Mini-levers or Joystick	X	
Park brake - manual	X	
Park brake - automatic		X
Interior wide angle mirrors	X	
Heater with adjustable speed fan	X	
Diesel fueled cabin heater		X
Telescoping and tilting steering column	X	



# FEATURES AND OPTIONS



ERGONOMICS (continued)	STD	OPT
USB outlet inside armrest	X	
24-12 DC converter with 2 sockets and 2 USB outlets		X
Automatic climate control		X
Reading light		X
Sun shades on top and rear		X
Sun visors front window		X
Trainer seat		X
Recirculation fan		X
Additional recirculation fan		X
Accessory Mounting Bar on Cab Front Right Pillar		X
Document holder on Cab Front Right Pillar		X
Heated top window		X
Heated top- and/or rear window		X
Radio preparation set-up (wiring, two speakers and antenna)		X
Bluetooth Radio With 2 Speakers and Antenna		X
VISIBILITY	STD	OPT
Exterior mirrors mounted to cab		X
Rear view camera system		X
Radar object detection system		X
Halogen work lights	X	
LED work lights		X
High Performance LED work lights		X
Two head lights mounted on front fenders		X
Four mast mounted work lights		X
Four cabin mounted work lights		X
Two rearward work lights mounted on the cabin		X
LED stop/tail/brake lights	X	
Turn signals, hazard and marker lights (LED)	X	
OPERATION	STD	OPT
Air horn 112 dBA		X
Electric horn 105 dBA	X	
Visible alarm – Amber strobe light, key switch activated	X	
Audible alarm – Reverse direction activated 82–102 dB(A), self-adjusting		X
Audible alarm – Reverse direction white noise	X	
Forward / reverse motion alarm		X
Blue LED spotlight – rear / front and rear		X
Seatbelt interlock for engine start		X
Tyre pressure monitoring system		X
Air-conditioning or Automatic Climate Control off with open door		X
Automatic truck shutdown with timer		X
Preventative maintenance reminder in display		X
Lockable battery disconnect switch		X
Battery jump start connector (NATO plug)		X
Truck Start with key switch and start button	X	
Operator password (display) for Truck Start		X
Seatbelt Interlock for truck start		X
Power distribution group with fuses	X	
Fuses Partially Replaced by Electric Circuit Breakers		X
Non-lockable fuel cap	X	
Lockable fuel cap		X
Diesel fuel inlet strainer in filler neck		X
Hyster Tracker wireless asset management system		X

OPERATION (continued)	STD	OPT
Hyster Tracker wireless asset management - Access / Verification		X
Hyster Tracker wireless asset management - Monitoring		X
Auto greasing system for basic truck and outer mast		X
Centralized greasing provision for upper chain sheaves	X	
24 volt electrical system	X	
Engine block heater 110 and 240 volt		X
Steer wheel lug nut protection		X
Front mud flaps		X
Rear mud flaps		X
Lifting eyes - 2 front and 2 rear		X
Wire mesh belly pan		X
Wire mesh and plates belly pan		X
APPEARANCE	STD	OPT
Second capacity plate		X
Hyster yellow paint base truck	X	
Special paint base truck		X
Operator compartment special paint (outside only)		X
Hazard warning striping on counterweight		X
SUPPLEMENTAL	STD	OPT
Literature package	X	
Operator's manual	X	
CE certification*	X	
Warranty: 12 Months / 2,000 Hours Parts & Labour manufacturer's warranty		X
Warranty: 12 Months / 2,000 Hours Parts manufacturer's warranty	X	

\*Standard or optional in selected markets. Other options available through Special Products Engineering Department (SPED). Contact Hyster for details.

## > FRONT END EQUIPMENT

RANGE OF 2 STAGE NFL MASTS



RANGE OF PIN TYPE AND HOOK TYPE FORKS



2396MM PIN TYPE STANDARD CARRIAGE





**2396MM PIN TYPE CARRIAGE WITH SIMULTANEOUS AND INDEPENDENT FORK POSITIONER (FOR LUMBER APPLICATIONS)**



**2396MM PIN TYPE CARRIAGE WITH SIMULTANEOUS AND INDEPENDENT FORK POSITIONER**



**2396MM PIN TYPE INTEGRAL SIDESHIFT FRAME CARRIAGE**



**2398MM QD HOOK TYPE DUAL FUNCTION SIDESHIFT WITH - SIMULTANEOUS AND INDEPENDANT FORK POSITIONER**





# STRONG PARTNERS. TOUGH TRUCKS.™

## FOR DEMANDING OPERATIONS, EVERYWHERE.

Hyster supplies a complete range of warehouse equipment, IC and electric counterbalanced trucks, container handlers and reach stackers. Hyster is committed to being much more than a lift truck supplier.

Our aim is to offer a complete partnership capable of responding to the full spectrum of material handling issues: Whether you need professional consultancy on your fleet management, fully qualified service support, or reliable parts supply, you can depend on Hyster.

Our network of highly trained dealers provides expert, responsive local support. They can offer cost-effective finance packages and introduce effectively managed maintenance programmes to ensure that you get the best possible value. Our business is dealing with your material handling needs so you can focus on the success of your business today and in the future.



### HYSTER EUROPE

Centennial House, Frimley Business Park, Frimley, Surrey, GU16 7SG, England.

Tel: +44 (0) 1276 538500



[www.hyster.eu](http://www.hyster.eu)



[infoeurope@hyster.com](mailto:infoeurope@hyster.com)



[/HysterEurope](https://www.facebook.com/HysterEurope)





[@HysterEurope](https://twitter.com/HysterEurope)



[/HysterEurope](https://www.youtube.com/HysterEurope)



HYSTER-YALE UK LIMITED trading as Hyster Europe. Registered Address: Centennial House, Building 4.5, Frimley Business Park, Frimley, Surrey GU16 7SG, United Kingdom. Registered in England and Wales. Company Registration Number: 02636775.

©2019 HYSTER-YALE UK LIMITED, all rights reserved. HYSTER, , STRONG PARTNERS. TOUGH TRUCKS., MONOTROL and  are trademarks of HYSTER-YALE Group, Inc. Cummins is a trademark of Cummins Inc. ZF is a trademark of ZF Friedrichshafen AG. Kessler is a trademark of Kessler & Co. GmbH & Co. KG. Michelin is a trademark of Cie Gnrl des Etblsmnts Michelin SCA. Trelleborg is trademark of Trelleborg AB. Hyster products are subject to change without notice. Forklift trucks illustrated may feature optional equipment.