

**MasterMover®**

# PS800+ LH

Battery powered electric tug



# PS800+ LH



## Overview

The PowerSteered range allows a single operator to move loads with fingertip control for effortless movement. Benefit from intuitive power steering to make light work of moving the heaviest loads to drive safer, more efficient operations.

The range is available with unparalleled control options, offering a solution for every heavy load-moving challenge. Choose from pedestrian-operated, remote control and even fully autonomous AGV options for maximum efficiency.

The robust design of the PowerSteered range guarantees unrivalled weight-moving performance. A secure coupling system ensures a rigid connection to the load, and a compact machine footprint delivers excellent manoeuvrability.

Our PowerSteered electric tugs can be equipped with MultiLink technology, allowing multiple tugs to operate in unison under a single operator's control, providing combined weight-moving performance and enhanced steering capabilities.

## Key Features

### Safety

- A range of control modes deliver maximum operator safety
- Audible horn, flashing beacon, performance monitoring and emergency safety shut-off
- Speed control with two-speed selector switch

### Performance

- Highly manoeuvrable for precise movement in tight spaces
- Unrivalled visibility for operators
- Powerful hydraulic system maximises load security and power holding loads even on slopes
- MultiLink and AGV options enable future scalability

### Power

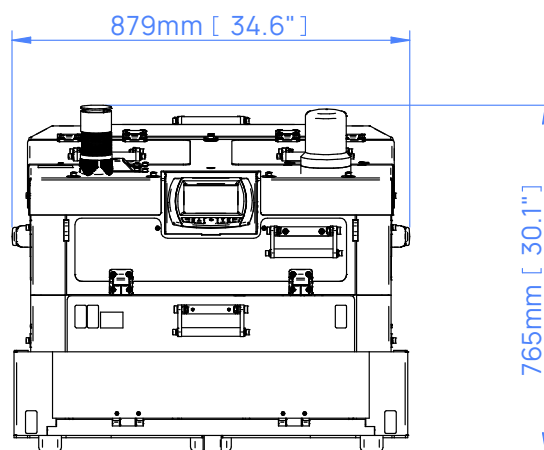
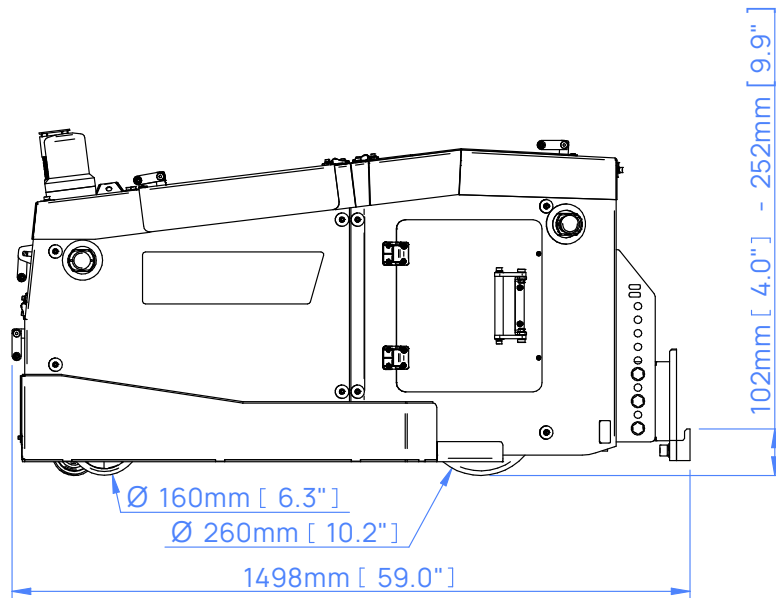
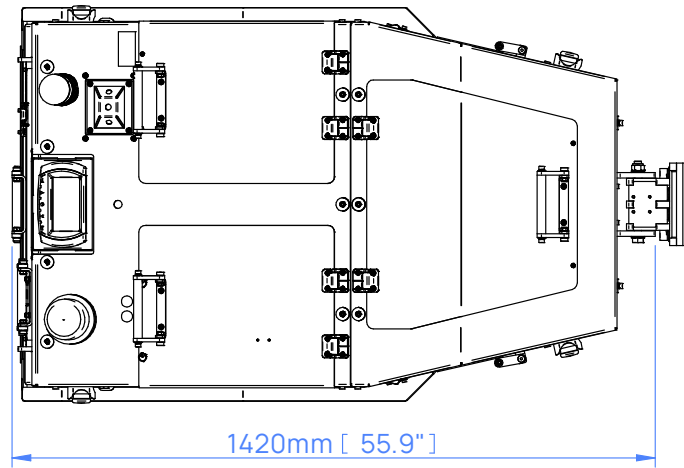
- High performance, maintenance-free interchangeable batteries for 24/7 operation
- Optional Battery Protection System maximises longevity
- Compact design, yet high power output

### Connection

- Heavy-duty hydraulic coupling system ensures maximum load security and performance
- Self-levelling hydraulics enable secure movements even on slopes
- Optional smart coupling allows for MultiLink capabilities



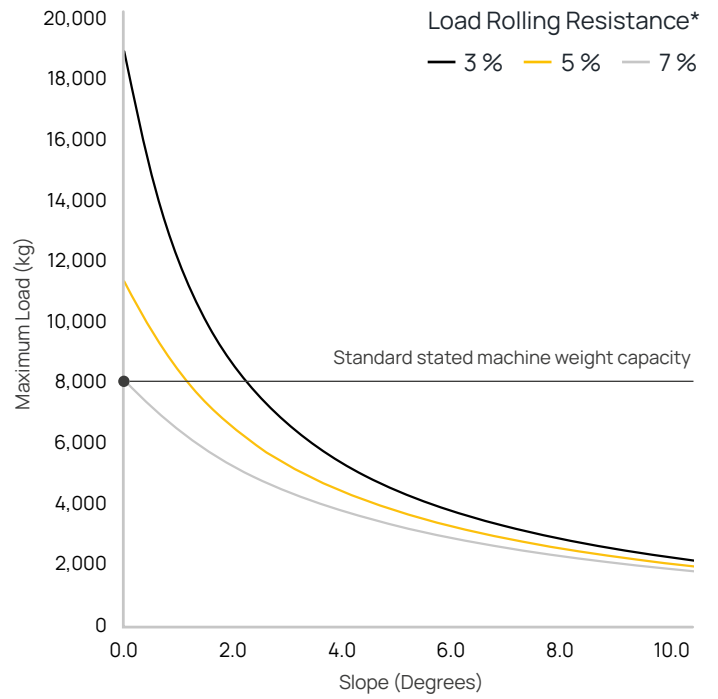
# Dimensions



# Slope Performance


The force required to move a load is based on load weight, slope angle and floor condition. Movement on a slope increases the force required to safely start, stop and move the load.

If your application involves moving a load up or down a slope, speak to our team who will be happy to advise on which machine will meet your requirements.





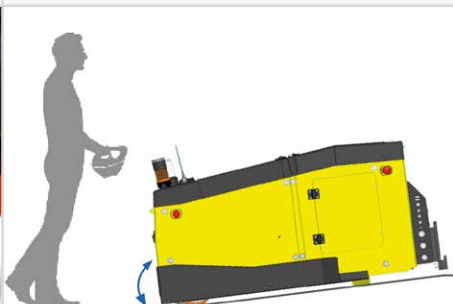








\* Variables that affect rolling resistance include the quality of floor/terrain and the type/condition/quality of castor wheels.




## In Application: PowerSteered



# Standard Safety Features

|   |  |  |
|---|--|--|
| Emergency Stop Button   | Flashing Light and Motion Bleeper  | Automatic Parking Brake  |
|    |    |   |
| Warning Horn  | Floating Castor Guard  | Remote Control   |
|    |    |   |
| Display Screen  | Status Light   | Two Speed Selector Switch  |
|   |   |  |
| Auto Hydraulics   | Key Switch   |  |
|  |  |  |

# Machine Options

|   |  |   |
|---|--|---|
| <p>Additional AGM Battery<br/>Z80-00300</p>                                       | <p>Additional Wireless E-Stop<br/>Z80-00509</p>                                    | <p>Battery Protection System<br/>Z80-00500</p>                                      |
|  |  |  |

# Couplings

## CombiCoupling

Z80-00600 male | Z80-00700 female



## Smart Coupling†

Z80-00601 male | Z80-00701 female



## Smart Adaptor†

Z80-00702 female (coupling not included)

## Custom Engineering

We understand that every application is different. Whether it's a custom coupling to connect to your load, modifying our electric tugs to work in a challenging environment, or designing an entirely new solution for your application, our Customer Engineering team are here to help.

For more information on our custom engineering capabilities, please visit: [mastermover.com/custom-solutions](https://mastermover.com/custom-solutions)  
If you'd like to discuss your requirements, speak to your sales representative or email: [sales@mastermover.com](mailto:sales@mastermover.com)

# Technical Specification

| Machine  |  |
|--|--|
| Product code   | Z80-00100  |
| Maximum load (on castors   on rails)                 | 8,000 kg   32,000 kg                                   |
| Maximum force (push   pull)                          | 5,493 N   5,493 N                                      |
| Machine weight                                       | 551 kg   |
| Battery weight (standard)                            | 170 kg   |
| Combined machine & battery weight                    | 721 kg   |
| Drive type   | Electric   |
| Braking  | Regenerative   |
| Parking brake  | Electromagnetic  |
| Drive wheel type                                     | Non-marking Polyurethane                               |
| Castor wheel type                                    | Non-marking Polyurethane                               |
| Drive wheel diameter                                 | 260 mm   |
| Point loading  | 0.40 (kg/mm <sup>2</sup> ) 3.90 [N/mm <sup>2</sup> ]   |
| Drive motor power                                    | 2.5 kW   |
| Controller type                                      | AC   |
| Hare mode speed (With two speed selector switch)     | 4 KPH  |
| Tortoise mode speed (With two speed selector switch) | 2 KPH  |
| Maximum slope*                                       | 8°   |
| Voltage  | 24 v   |
| Noise level  | Motor ≤80 dBA   Flashing light ≤85 dBA   Horn ≤112 dBA |
| Metal work finish                                    | Powder coat paint & zinc plated                        |
| IP rating  | IP44   |
| Hydraulic Specification                              |  |
| Maximum Lift Force at the Coupling                   | 1,300 kg   |
| AGM Battery  |  |
| Product code   | Z80-00300  |
| Battery pack capacity                                | 204 Ah   |
| Maximum distance per charge*                         | 11.7 km  |
| Charge time (External charger)                       | 8 hrs  |
| External Charger                                     |  |
| Product code   | Z80-00400  |
| Input voltage  | 85 - 265 v   |
| Hertz  | 50 - 60 Hz   |
| Amps   | 30 A   |
| Phase (single, three)                                | Single   |
| IP Rating  | IP30   |

# Technical Specification

| Coupling                                      |          |
|---|----------|
| CombiCoupling (male   female)                 | Optional |
| Smart Coupling† (male   female)               | Optional |
| Smart Adaptor† (female) coupling not included | Optional |
| Safety  |          |
| Key Switch                                    | Standard |
| Emergency Stop                                | Standard |
| Display Screen                                | Standard |
| Two Speed Selector Switch                     | Standard |
| Automatic Parking Brake                       | Standard |
| Warning Horn                                  | Standard |
| Auto Hydraulics                               | Standard |
| Integrated Lift Points                        | Standard |
| Integrated Tie-Down Points                    | Standard |
| Floating Castor Guard                         | Standard |
| Remote Control                                | Standard |
| Flashing Safety Light and Motion Bleeper      | Standard |
| Status Light                                  | Standard |
| Options                                       |          |
| Additional AGM Battery                        | Optional |
| Wireless E-Stop                               | Optional |
| Battery Protection System                     | Optional |

**MasterMover®**

mastermover.com

© Copyright 2023

UK  
CE ISO 9001 ISO 45001